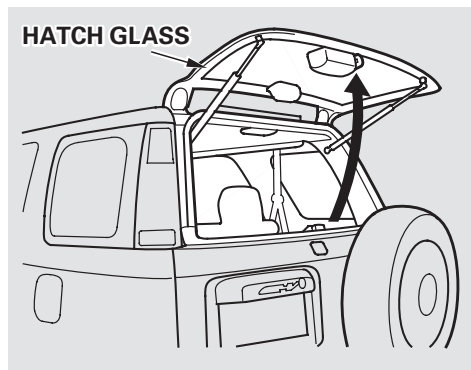
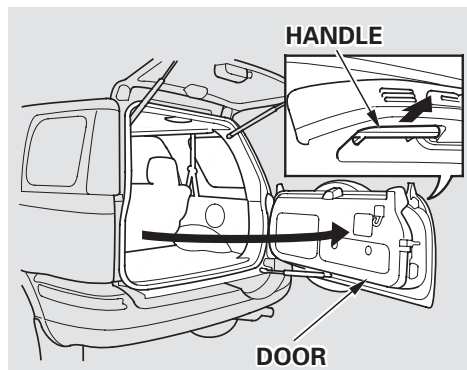


Keys and Locks



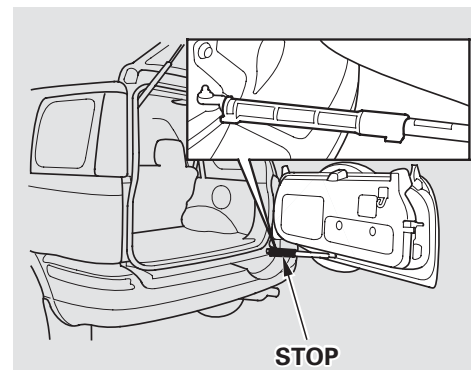
2. The hatch glass will pop up slightly.
3. Lift up the hatch glass fully.



4. Pull the handle on the door and pull the door open.

To close the tailgate, always close the lower door first. Then, lower the hatch glass and press on it until it latches.

Make sure the door and the hatch glass are locked securely before driving.



To keep the tailgate door open on an incline, use the stop in the tool kit. The tool kit is in the right cargo floor pocket. Put the stop on the support strut as shown.